

MEGA mobil

2026



Our story, your experience

www.megamobil.si/en





Our story, your experience

We develop and produce exclusive motorhomes for you every day.

Since 1967, the family-owned company Mega tekstil, under the protected brand MEGA MOBIL, has been dedicated to creating individual and innovative solutions - always with the goal of building a motorhome where you can feel at home, even on the road.

MEGA MOBIL vans are exciting, intelligent, advanced, and custom-built campers that are revolutionizing the concept of mobile travel, tours, and camping.



MEGA LOUNGE 540
page 4



FIAT

MEGA CLASSIC 600 HUBBETT
page 8



FIAT

MEGA CLASSIC 600 TWIN
page 12



FIAT

MEGA CLASSIC 600 LOUNGE
page 16



FIAT

MEGA SPORT 640 HUBBETT
page 20



FIAT

MEGA REVOLUTION 640
page 24



FIAT

MEGA LOUNGE 640
page 28



FIAT



MEGA CLASSIC 600 S HUBBETT
page 34



4x4 option



MEGA CLASSIC 600 S LOUNGE
page 38



4x4 option



MEGA LOUNGE 680 S
page 42



MEGA RE-AKTIV 680 S
page 46



4x4 option



MEGA RE-AKTIV 680 S H4
page 50



4x4 mandatory



MEGA CLASSIC 600 MAX HUBBETT
page 56



4x4 option



MEGA RE-AKTIV 700 MAX
page 60



4x4 option







MEGA LOUNGE 540

Experience redefined versatility with the Mega Lounge 540 – comfortable, compact and flexible, designed for an unparalleled travel experience.

Compact yet incredibly spacious, this marvel of modern engineering offers a seamless blend of agility and ample interior space, making it perfect for navigating bustling city streets or embarking on spontaneous road trips. Its innovative versatile design effortlessly transforms from a sleek, streamlined form into a luxurious haven on wheels, catering to your every comfort need.



Sleeping places
2



Seats
2



Fresh water
80 l



Waste water
80 l



LPG Tank
20 l



Weight
2784 kg



Total weight
3500 kg



MEGA LOUNGE 540





MEGA MOBIL
FIAT

140-HP manual

140-HP automatic

180-HP automatic

Dimensions

Length 5413 mm

Width (outside) 2050 mm

Height (outside) 2630 mm

Rear bed 1900 x 1440 mm





MEGA CLASSIC 600 HUBBETT

The Mega Classic 600 Hubbett is the ultimate travel companion equipped with a drop-down bed for extra volume, effortless access to the storage compartment, and unparalleled nights of rest.

Its intelligently designed interior goes above and beyond expectations, delivering everything you could possibly desire. Boasting a standard electric bed, this nimble and compact vehicle comfortably accommodates 2 and up to 4 passengers. With its 6-meter length, it's perfectly suited for daily use. Inside, you'll discover a meticulously arranged kitchen and inviting seating area, complemented by a cozy bed for a tranquil night's sleep. Adding to its allure are the patented bathroom and ample storage solutions, ensuring your belongings and essentials are neatly organized and easily accessible.



Sleeping places
2 + 1 + 1



Seats
4



Fresh water
80 l



Waste water
80 l



Gas
LPG-Tank 20 l



Weight
2908



Total weight
3500 kg



MEGA CLASSIC 600 HUBBETT



A well-designed kitchen with plenty of storage and an extended countertop

Truma
X-panel

Simarine - smart
home panel

Comfortable living space
accommodating up to 4 people



MEGA MOBIL



140-HP manual

140-HP automatic

180-HP automatic

Dimensions

Length 5998 mm

Width (outside) 2050 mm

Height (outside) 2630 mm

Rear bed 1910 x 1400 mm

Front bed 1800 x 900 mm (Option)





MEGA CLASSIC 600 TWIN

With its XL reclining and extendable bed feature combined with a versatile dining area, experience the unmatched comfort for your on-the-go adventures!

Say goodbye to cramped quarters and hello to spacious comfort on the road. With its adaptable design, bed provides ample room to stretch out and relax, while its innovative feature allows you to incline it for a comfortable backrest or elevate it to facilitate access to the storage compartment below. Plus, enjoy the convenience of a dedicated dining area with two facing banquettes and a pivotable table, perfect for meals or socializing.



Sleeping places
2



Seats
2



Fresh water
80 l



Waste water
80 l



Gas
LPG-Tank 20 l



Weight
2878 kg



Total weight
3500 kg



MEGA CLASSIC 600 TWIN





MEGA MOBIL



FIAT

140-HP manual

140-HP automatic

180-HP automatic

Dimensions

Length 5998 mm

Width (outside) 2050 mm

Height (outside) 2630 mm

Rear bed 1910 x 1380/1990 mm





MEGA CLASSIC 600 LOUNGE

Don't settle for anything less than extraordinary

Designed for those who crave adventure without sacrificing comfort, this sleek vehicle offers a versatile solution for on-the-go living. With its compact size, navigating tight city streets or winding country roads is a breeze. Its agility ensures you can easily maneuver through any terrain, while its practical features make life on the road a breeze. Plus, with its innovative drop-down bed and rear lounge area, you can effortlessly transform the interior into a cozy sleeping space or a relaxing retreat, perfect for unwinding after a day of exploration. Whether you're embarking on a weekend getaway or a cross-country road trip, this vehicle is your perfect companion.



Sleeping places
2



Seats
2



Fresh water
80 l



Waste water
80 l



Gas
LPG-Tank 20 l



Weight
2978 kg



Total weight
3500 kg



MEGA CLASSIC 600 LOUNGE





MEGA MOBIL



FIAT

140-HP manual

140-HP automatic

180-HP automatic

Dimensions

Length 5998 mm

Width (outside) 2050 mm

Height (outside) 2630 mm

Rear bed 1900 x 2040 mm





MEGA SPORT 640 HUBBETT

Engineered for adventure enthusiasts or active individuals alike. The MEGA SPORT 640 HUBBETT is equipped with an XL storage compartment and a motorized drop-down bed to revolutionize your journey.

Whether you're winding down after an action-packed day or gearing up for the next, the MEGA SPORT 640 HUBBETT is the perfect companion for every journey, combining functionality and comfort in one remarkable package.

Meticulously crafted for enthusiasts seeking the perfect balance of comfort and utility. Featuring an expansive XL storage compartment and a seamlessly integrated motorized drop-down bed, this versatile vehicle redefines the art of exploration. Embrace the spacious sleeping area, ensuring a restful night's sleep after an exhilarating day of outdoor pursuits. With its innovative design and ample amenities, the Mega Sport 640 Hubbett invites you to embark on limitless adventures with ease and style.



Sleeping places
2 + 1 + 1



Seats
4



Fresh water
80 l



Waste water
80 l



Gas
2 x 11 kg



Weight
2985 kg



Total weight
3500 kg



MEGA SPORT 640 HUBBETT





MEGA MOBIL



140-HP manual

140-HP automatic

180-HP automatic

Dimensions

Length 6358 mm

Width (outside) 2050 mm

Height (outside) 2900 mm

Rear bed 1910 x 1780/2010mm

Front bed 1800 x 900 mm (Option)





MEGA REVOLUTION 640

Tailored for adventurers in search of expanded living space. The Mega Revolution 640 offers optimized storage, complemented by a motorized XL bed for a spacious cargo area.

Designed with a raised roof H3 to amplify living space and optimize storage, this vehicle caters specifically to taller individuals. With its motorized extra-large bed, it seamlessly transforms into a spacious storage compartment, perfect for stowing a motorcycle or two bicycles, ensuring ample room for all your adventure essentials.



Sleeping places
2 + 2



Seats
4



Fresh water
80 l



Waste water
80 l



Gas
2 x 11 kg



Weight
3150 kg



Total weight
3500 kg



MEGA REVOLUTION 640

Refrigerator
90 or 140 l

A practical and functional
kitchen with deep cabinets

Impressive living space volume for
unforgettable family moments

A large bathroom offering all
the comfort you expect



MEGA MOBIL



FIAT

140-HP manual

140-HP automatic

180-HP automatic

Dimensions

Length 6358 mm

Width (outside) 2050 mm

Height (outside) 2900 mm

Rear bed 1910 x 1780/1950 mm

Front bed 1850 x 900 mm

out&about LIVE
Campervan
Awards 2025

HIGHLY COMMENDED
BEST CAMPERVAN INNOVATION
Mega Mobil 640 Lounge

In association with
creation
BYD FINANCIAL GROUP





MEGA LOUNGE 640

Step into your on-the-road lounge with the Mega Lounge 640. Where every journey becomes ultimate relaxation.

The ultimate camper van combines comfort and functionality for unparalleled road adventures. With its spacious rear lounge, you'll enjoy a luxurious relaxation space to share unforgettable moments with family or friends. Its XL motorized bed ensures restorative sleep, ready to hit the road again the next day. With all the amenities of a motorhome, the Mega Lounge 640 is your mobile home, where every journey becomes a new experience of comfort and freedom.



Sleeping places
2



Seats
2



Fresh water
80 l



Waste water
80 l



Gas
1 x 11 kg



Weight
3150 kg



Total weight
3500 kg



MEGA LOUNGE 640



Simarine
X-panel

Truma - smart
home panel

Plenty space for dishes and kitchen utensils
in extraordinarily deep drawers



Bathroom with spacious shower
and storage for your toiletries

Optional
fix sink



MEGA MOBIL



FIAT

140-HP manual

140-HP automatic

180-HP automatic

Dimensions

Length 6358 mm

Width (outside) 2050 mm

Height (outside) 2900 mm

Rear bed 1920 x 1780/2000mm

Colours

Vehicles



MEGA MOBIL



FIAT



Standard Icy White



Special Imperial Blue



Painted Expedition Grey



Special Titian Red



Painted Iron Grey



Painted Thunder Grey



Painted Artense Grey



Painted Graphite Grey


Textile colours



Furniture colours



Worktop colours



Floor colours





Optional 4x4



MEGA CLASSIC 600 S HUBBETT

Compact yet spacious, with powerful MAN engines, automatic transmission options, and 4x4 capability for limitless exploration.

The Mega Classic 600 S, now available on a MAN chassis, ensuring unparalleled comfort on the road without compromising convenience or storage space. Despite its mid-range size, this model doesn't compromise on convenience or storage space. Now available on a MAN chassis, it offers unparalleled comfort on the road. With its cleverly crafted interior, it exceeds expectations, offering everything you could wish for.



Sleeping places
2 + 1 + 1



Seats
4



Fresh water
80 l



Waste water
80 l
4x4: 40 l



Gas
LPG-Tank 20 l



Weight
3020 kg



Total weight
3500 kg



MEGA CLASSIC 600 S HUBBETT

Simarine - smart
home panel

Truma
X-panel

Dinette provides the perfect space
to enjoy meals and unwind after a
day of adventure on the road

The kitchen is designed to be
practical and playful

Pull-out seating
bench

Optional
floor heating

Experience quick and refreshing showers
thanks to the ingenious pivotable wall



MEGA MOBIL



163-HP manual

163-HP automatic

Dimensions

Length 5986 mm

Width (outside) 1990 mm

Height (outside) 2695 mm

Rear bed 1900 x 1450 mm

Front bed 1800 x 900 mm (Option)



Optional 4x4



MEGA CLASSIC 600 S LOUNGE

Indulge in road-trip luxury with our rear lounge model.

Dive into the world of adventure with the Mega Lounge 600 S, meticulously crafted on a reliable MAN base. Unravel the essence of leisure with its spacious rear lounge, featuring two comfortable face-to-face benches, fostering intimate conversations and memorable moments. Drift into the realm of tranquility as you effortlessly unfold the motorized drop-down bed, providing a cozy haven under the stars.

Embrace the freedom to explore any terrain with confidence, thanks to its automatic transmission and robust 4x4 drive capability.



Sleeping places
2



Seats
2



Fresh water
80 l



Waste water
80 l
4x4: 40 l



Gas
LPG-Tank 20 l



Weight
3007 kg



Total weight
3500 kg



MEGA CLASSIC 600 S LOUNGE



Sturdy and functional cabinets with worktop extension



Optional fix sink

The bathroom is perfectly and efficiently designed to meet all your needs



MEGA MOBIL



163-HP manual

163-HP automatic

Dimensions

Length 5986 mm

Width (outside) 1990 mm

Height (outside) 2695 mm

Rear bed 1900 x 1450 mm





MEGA LOUNGE 680 S

Embark on a journey of unparalleled luxury and adventure with the Mega Lounge 680 S – where comfort meets sophistication, and every moment is an unforgettable experience.

Presenting the Mega Lounge 680 S, a peerless addition to the realm of camper vans, meticulously crafted for discerning travelers who prioritize comfort and sophistication. Featuring a generously spacious rear lounge complemented by a front dinette capable of hosting four, each detail speaks to impeccable craftsmanship and thoughtful design. With an abundance of storage solutions, organizing essentials becomes effortless, while the lavish seating arrangements invite cozy gatherings and memorable evenings of shared entertainment.

For those with a taste for adventure, the optional 4x4 capability promises to unlock new horizons, ensuring that every journey is filled with boundless exploration and unforgettable experiences.



Sleeping places
2 + 2



Seats
4



Fresh water
80 l



Waste water
2 x 40 l



Gas
LPG-Tank 20 l



Weight
3180 kg



Total weight
3500 kg



MEGA LOUNGE 680 S

Optional
Maxxfan

Complete bathroom,
shower, and skylight

Truma
X-panel

Truma - smart
home panel

The dinette allows for accommodating a
third sleeping space at the front

Refrigerator
90 l

A lot of storage, there is
room for everything



At night, the space transforms into a bedroom thanks to an electrically drop-down bed



Unique sense of space thanks to the optimized interior height in both the cabin and the living area



MEGA MOBIL



163-HP manual

163-HP automatic

Dimensions

Length 6836 mm

Width (outside) 1990 mm

Height (outside) 2695 mm

Rear bed 1910 x 1950 mm

Front bed 1800 x 1000 mm (Option)



Optional 4x4



MEGA RE-AKTIV 680 S

Experience unrivaled comfort and versatility with the Mega Re-Aktiv 680 S: timeless design, XL drop-down bed, ample storage, and all-season insulation.

Discover the Mega Re-Aktiv 680 S, a vehicle that leaves no room for compromise: with its timeless design, maximum comfort, and incredible interior space, it meets the most demanding expectations. Engineered to satisfy even the most extravagant needs, this vehicle offers an unparalleled travel experience. Additionally, it comes standard with a drop-down XL bed for peaceful nights, a massive storage compartment for optimal organization, and high-performance insulation for year-round use, allowing you to enjoy every adventure regardless of the weather.

With an optional 4x4 version available, its versatility knows no bounds, ready to conquer any terrain.



Sleeping places
2 + 1 + 1



Seats
4



Fresh water
80 l



Waste water
2 x 40 l



Gas
2 x 11 kg



Weight
3180 kg



Total weight
3500 kg



MEGA RE-AKTIV 680 S

Optional
Maxxfan

Truma
X-panel

Simarine - smart
home panel

The dinette allows for accommodating a
third sleeping space at the front

Deep kitchen drawers, bottle storage,
compression fridge – everything you need is here



Start your day with a luxurious
bathroom experience

Optional
fix sink



MEGA MOBIL



163-HP manual

163-HP automatic

Dimensions

Length 6836 mm

Width (outside) 1990 mm

Height (outside) 2695 mm

Rear bed 1700 x 2000 mm

Front bed 1800 x 1000 mm (option)



Mandatory 4x4



MEGA RE-AKTIV 680 S H4

Experience uncompromising luxury and versatility with the Mega Re-Aktiv 680 S H4 – where every journey is a masterpiece.

Introducing the Mega Re-Aktiv 680 S H4, a vehicle that epitomizes luxury without compromise. With its timeless design, exceptional comfort, and spacious interior, it exceeds the highest expectations. Engineered to cater to even the most extravagant needs, this vehicle ensures an unmatched travel experience. What's more, it features a standard drop-down XL bed for peaceful nights, ample storage compartments for optimal organization, and high-performance insulation for year-round comfort, ensuring enjoyable adventures in any weather.



Sleeping places
2 + 1 + 1



Seats
4



Fresh water
80 l



Waste water
2 x 40 l



Gas
2 x 11 kg



Weight
3312 kg



Total weight
4100 kg



MEGA RE-AKTIV 680 S H4



Truma
X-panel

Simarine - smart
home panel

Optional
AC

Create a cozy atmosphere with our
wide range of available decors!

The dinette allows for accommodating a
third sleeping space at the front


Prepare delicious meals on the go -
where every dish is a culinary delight



Indulge in comfort and convenience with a
mobile bathroom - your sanctuary on the road

Optional
fix sink

Optional
Clesana WC



MEGA MOBIL



163-HP manual

163-HP automatic

Dimensions

Length 6836 mm

Width (outside) 1990 mm

Height (outside) 2903 mm

Rear bed 1700 x 2000 mm

Front bed 1800 x 1000 mm (Option)

Colours

Vehicles

MEGA MOBIL



Standard Candy White



Painted Light grey



Painted Ascot Grey



*Metallic Deep Black -
Pearleffekt*



Metallic Indium grey



Metallic Oyster Silver



Metallic Pale Cooper

Textile colours



Furniture colours



Worktop colours



Floor colours





4x4 optional



Mercedes-Benz

MEGA CLASSIC 600 MAX HUBBETT

Discover the pinnacle of luxury and comfort with the Mega Classic 600 Max drop-down bed, now available on the Mercedes Sprinter 6m chassis. This high-quality vehicle is equipped with an electrically drop-down bed, providing you with a practical and comfortable sleeping space at every stage of your journey.

The Mega Classic 600 Max combines opulence and functionality with exceptional maneuverability and unparalleled comfort—no matter the terrain. Its meticulous design and robust construction guarantee absolute reliability, ready to accompany you on all your adventures. Optionally, the 4x4 system allows you to conquer new destinations and enjoy unlimited freedom while exploring.



Sleeping places
2 + 1



Seats
4



Fresh water
80 l



Waste water
40 l



LPG
20 L



Weight
3007 kg



Weight 3500 kg



MEGA CLASSIC 600 MAX HUBBETT

Truma
X-Panel

Simarine - Smart
home panel

Create a warm atmosphere
with a wide selection of décors

The dinette area can optionally
be used as a third bed

Discover the comfort, practicality, and warm
atmosphere of this exceptional bathroom



MEGA MOBIL



Mercedes-Benz

190 PS automatic

Dimensions

Length 5932 mm

Width (outside) 2020 mm

Height (outside) 2721 mm

Rear bed 1900 x 1450 mm

Front bed 1800 x 1000 mm (Option)



4x4 optional



Mercedes-Benz

MEGA RE-AKTIV 700 MAX

Luxurious, comfortable, and versatile – the Mega Re-Aktiv 700 Max on the Mercedes-Benz Sprinter platform is designed to offer an unparalleled travel experience. Its elegant design, high-quality craftsmanship, and exceptional comfort make it the premium model, perfect for demanding adventurers.

With the optional 4x4 version, equipped with all-wheel drive and a 9-speed automatic transmission, this vehicle is ready to master any terrain and enable worry-free adventures. The Mega Re-Aktiv 700 Max makes no compromises: the spacious, height-adjustable bed and the revolutionary, patented bathroom provide ultimate comfort, while the cozy living area and numerous storage options ensure optimal organization during spontaneous trips.

Ideal for those seeking comfort and freedom while exploring, this model embodies MegaMobil's expertise in high-quality motorhomes.



Sleeping places
2 + 1 + 1



Seats
4



Fresh water
80 l



Waste water
2 x 40 l



Gas
2 x 11 kg



Weight
3320 kg



Total weight
4100 kg



MEGA RE-AKTIV 700 MAX





MEGA MOBIL



Mercedes-Benz

190 PS automatic

Dimensions

Length 6967 mm

Width (outside) 2020 mm

Height (outside) 2721 mm

Rear bed 1950 x 1780 mm

Front bed 1850 x 900 mm (Option)

Colours

Vehicles

MEGA MOBIL



Mercedes-Benz



Series Jupiter Red



Series Blue-grey



Series Arctic White



Series Iron Blue



Aluminium Cavansite Blue



Metallic Tenorite Grey



Metallic Selenite Grey



Metallic Obsidian Black



Metallic High Tech Silver

Textile colours



Furniture colours



Worktop colours



Floor colours



Mega Mobil Partner:

Mega Mobil®

Mega tekstil, d.o.o.

Kolodvorska ulica 31b
2310 Slovenska Bistrica
Slovenia


MOBIL: +386 (0)40 665 437 DE
MOBIL: +386 (0)41 627 756 SLO
EMAIL: info@megamobil.si



Facebook/[podjetjeMEGAMOBIL](https://www.facebook.com/podjetjeMEGAMOBIL)
Instagram/[megamobil.si](https://www.instagram.com/megamobil.si)



www.megamobil.si/en



www.shop.megamobil.si/en

This catalog is for illustrative purposes only. Photos in this catalog may show some elements that are not part of the standard equipment or products that are only offered in certain markets. Products may change for technical or commercial reasons due to other regulations. Errors and omissions excepted. Please contact your selected specialist dealer for detailed information before purchasing.